



COLOR COAT 3

INTERIOR & EXTERIOR REFINISHING
ONE SOLUTION. ENDLESS POSSIBILITIES.

LEATHER • VINYL • PLASTIC • CARPET • VELOUR • METAL

COLOR COAT 3 is a streamlined system engineered to deliver superior performance on *most flexible and non-flexible substrates*, like leather, vinyl, plastic, carpet, velour and metal.

Whether you are restoring automotive interiors, boat surfaces, or specialty equipment, **COLOR COAT 3** offers exceptional adhesion, flexibility, and OEM-level durability with an unmatched ease of application.



PREP

LEATHER



Clean with **SEM Soap** and gray scuff pad, paying close attention to textured or recessed areas. Wipe with a clean, damp, lint-free towel to remove all residue.



Clean with **Plastic & Leather Prep** or **XXX Universal Surface Cleaner**. Wipe clean in one direction using a clean, damp, lint-free cloth. Allow to dry.



Scuff the leather with a clean, dry, gray scuff pad or lightly abrade the surface with 400-600 grit sandpaper.



Clean again with **Plastic & Leather Prep** or **XXX Universal Surface Cleaner**. Allow to dry.

VINYL



Clean with **SEM Soap** and a gray scuff pad, paying close attention to textured or recessed areas. Rinse with water or wipe off with a clean, damp, lint-free towel.



Clean with **Vinyl Prep** using a clean, damp, lint-free towel and wiping in one direction or apply **XXX Universal Surface Cleaner**. Remove by wiping with a clean, damp, lint-free towel. Allow to dry.


NOTE: if contamination still exists, water will bead on the surface. Repeat this step until beading no longer occurs.

IMPORTANT! Do not allow **Vinyl Prep** to dry onto the surface. It is important to remove **Vinyl Prep** with a clean, lint-free towel that has been dampened with water to remove all residual films.

PRODUCT LIST



Part	Product	Size
39362	SEM Soap	16 oz. Tube
38351	Plastic & Leather Prep	Gallon
38353	Plastic & Leather Prep	16 oz. Aerosol
38354	Plastic & Leather Prep	Quart
77771	XXX Universal Surface Cleaner	Gallon
77774	XXX Universal Surface Cleaner	Quart



Part	Product	Size
SA4948	Gray Scuff Pad	4.5" x 9"
SA6400	SEM Performance Abrasives 400 grit	6"
SA6600	SEM Performance Abrasives 600 grit	6"
SA26400	SEM AVS 400 grit	6"
SA26600	SEM AVS 600 grit	6"



Part	Product	Size
39362	SEM Soap	16 oz. Tube
SA4948	Gray Scuff Pad	4.5" x 9"
38343	Vinyl Prep	16 oz. Aerosol
38344	Vinyl Prep	Quart

PREP

PLASTIC



Clean with **SEM Soap** and gray scuff pad. Rinse with water or wipe soap residue with a clean, damp, lint-free towel and allow to dry.



Clean with **Plastic & Leather Prep** or **XXX Universal Surface Cleaner**. If contamination still exists, water will bead on the surface. Repeat this step until beading no longer occurs.



To promote adhesion on ABS and PVC, apply a medium wet coat of **Sand Free Adhesion Promoter**. The first coat of **Color Coat 3** should be applied while **Sand Free Adhesion Promoter** is wet.



To promote adhesion to most thermoplastic parts such as TPO, PP or EPDM, use the **XXX Adhesion Promoter** or **Plastic Adhesion Promoter**. Apply one medium wet coat and allow to flash for 5-10 minutes before applying the first coat of **Color Coat 3**.

NOTE: if contamination still exists, water will bead on the surface. Repeat this step until beading no longer occurs.

NOTE: Most plastics have identification marks stamped onto the backside of the panel/part. If the type of plastic is unknown, place a drop of acetone onto the back of the part and rub with a gloved finger. If the plastic smears or melts, use **Sand Free Adhesion Promoter**. If the acetone has no effect on the plastic, use **XXX Adhesion Promoter** or **Plastic Adhesion Promoter**.

PRODUCT LIST



Part	Product	Size
39362	SEM Soap	16 oz. Tube
38351	Plastic & Leather Prep	Gallon
38353	Plastic & Leather Prep	16 oz. Aerosol
38354	Plastic & Leather Prep	Quart
77771	XXX Universal Surface Cleaner	Gallon
77774	XXX Universal Surface Cleaner	Quart



Part	Product	Size
38364	Sand Free Adhesion Promoter	16 oz. Aerosol
77721	XXX Adhesion Promoter	Gallon
77723	XXX Adhesion Promoter	16 oz. Aerosol
77724	XXX Adhesion Promoter	Cone Quart
39861	Plastic Adhesion Promoter	Gallon
39863	Plastic Adhesion Promoter	20 oz. Aerosol
39864	Plastic Adhesion Promoter	Cone Quart
SA4948	Gray Scuff Pad	4.5" x 9"

PREP

CARPET & VELOUR



Clean with appropriate carpet or upholstery shampoo to remove excess soil. Allow to dry, then vacuum.



Clean with **Plastic & Leather Prep** or **XXX Universal Surface Cleaner**. Scrub lightly with a nylon bristle brush to separate the fibers and to remove oil, grease and contaminants. Allow to dry, then vacuum.


METAL



Clean with **SEM Solve** or **XXX Universal Surface Cleaner**.



Sand surface with 400 grit sandpaper.



Blow off and re-clean with **SEM Solve** or **XXX Universal Surface Cleaner**.

NOTE: All corrosion must be removed on metal substrates prior to painting. For best results and faster hiding, prime metal substrates first.

PRODUCT LIST




Part	Product	Size
38351	Plastic & Leather Prep	Gallon
38353	Plastic & Leather Prep	16 oz. Aerosol
38354	Plastic & Leather Prep	Quart
77771	XXX Universal Surface Cleaner	Gallon
77774	XXX Universal Surface Cleaner	Quart



Part	Product	Size
38371	SEM Solve	Gallon
77771	XXX Universal Surface Cleaner	Gallon
77774	XXX Universal Surface Cleaner	Quart
SA6400	SEM Performance Abrasives 400 grit	6"
SA26400	SEM AVS 400 grit	6"

COLOR COAT 3 APPLICATION

VINYL, LEATHER, PLASTIC & METAL



Shake can well for 1 minute vigorously after mixing ball rattles to ensure color uniformity and to prevent clogging. For best results, use when the can and ambient temperature is approximately 70°F (21°C).

Distance:	6-8" from the surface
Coats:	2-3 or until hiding is achieved
Flash Time:	5-10 minutes between coats

NOTE: When coating vinyl with **Color Coat 3**, plasticizer migration may occasionally occur. When vinyl manufacturers use a high amount of plasticizers, they may "bleed" through and leave a tacky feeling on the coated surface. Apply **Tac Free** over the affected area to eliminate this issue.

IMPORTANT! After each use, turn can upside down and spray several seconds to clear the spray tip.

CARPET & VELOUR



NOTE: Spray one medium-light coat and immediately brush in all directions using a nylon bristle brush. Apply subsequent coats, brushing after each one until hiding is achieved. After the final coat has completely dried, brush again to loosen the fibers. Use **Color Coat 3** sparingly on carpet and velour so as not to change the texture or feel of the surface being sprayed.

IMPORTANT! **Color Coat 3** is recommended only to enhance the original color of carpet and velour, not to change its color.

LAST STEPS

TOPCOATING

Color Coat 3 is also available in 3 gloss clears. These clears are not intended to add any additional UV stability, but instead, to adjust the gloss level of the finished job.



High Gloss



Satin



Low Luster

CLEAN UP



Use appropriate cleaning materials compliant with VOC regulations in your area.

STORAGE



Color Coat 3 should be stored in cool, dry place with adequate ventilation away from heat, sparks, and flames. The shelf life for **Color Coat 3** aerosols is 5 years when stored under normal conditions.

COLOR COAT 3 RANGE

COLOR COAT 3

Part No.	Color Name	Part No.	Color Name	Part No.	Color Name	Part No.	Color Name
82003	Ultra Purple	85023	Cordovan Brown	85323	Palomino	85863	Lt Neutral
82013	Ultra Turquoise	85033	Saddle Tan	85353	Lt Titanium	85873	Med Slate Gray
82023	Ranger Orchid Green	85043	Shadow Blue	85363	Portola Red	85883	Med Neutral
82033	Ultra Blue	85063	Burgundy	85373	Flame Red	87013	Midnight Black
82053	Ranger Black	85083	Silver	85393	Med Gray	87043	Med Graphite
82063	Ranger White	85093	Lt Buckskin	85413	Thomas Bus Gray	87083	Dk Graphite
82073	Ranger Off White	85103	Super White	85453	Gloss White	87093	Black
82083	Carver White	85123	Santa Fe	85483	Bluebird Brown	87103	Dk Gray
82103	Sea Ray Alabaster	85143	Sandstone	85603	Sailcloth White	87113	Graphite Classic
82113	Sea Ray Champagne	85163	Presidio	85643	Pacific Blue	87123	Gray Classic
82123	Carver Dade Bisque	85173	Camel	85723	Monterey	87163	Med Dk Pewter Classic
82143	Chaparral Beige/Platinum	85183	Warm Gray	85753	Lt Oak	87173	Med Gray Classic
82193	Light Grey	85213	Bluemist	85763	Storm Gray	87223	Very Dk Pewter
82203	Formula Boats Grey	85233	Gloss Black	85793	Shale	87263	Classy Gray
83003	High Gloss Clear	85243	Satin Black	85803	Opel Gray	87313	Tan
83013	Satin Gloss Clear	85253	Titanium Metallic	85813	Med Dk Pewter	87353	Silver Gray
83023	Low Luster Clear	85273	Napa Red	85823	Lt Parchment	87413	Lt Cashmere
83033	Tac Free	85283	Pescadero Sand	85833	Khaki	87503	Limo Flat Black
85003	Phantom White	85303	Graphite	85843	Med Parchment		
85013	Landau Black	85313	White	85853	Ivory		





PREFERRED BY THE PROS™

FAST TO THE FINISH

SEM Products

Rock Hill, SC 29730

Tech Support: 1-800-831-1122

Customer Care: 1-866-327-7829

semproducts.com

SEM PRODUCTS • 1685 OVERVIEW DRIVE • ROCK HILL, SC 29730 • 800-831-1122 • WWW.SEMPRODUCTS.COM